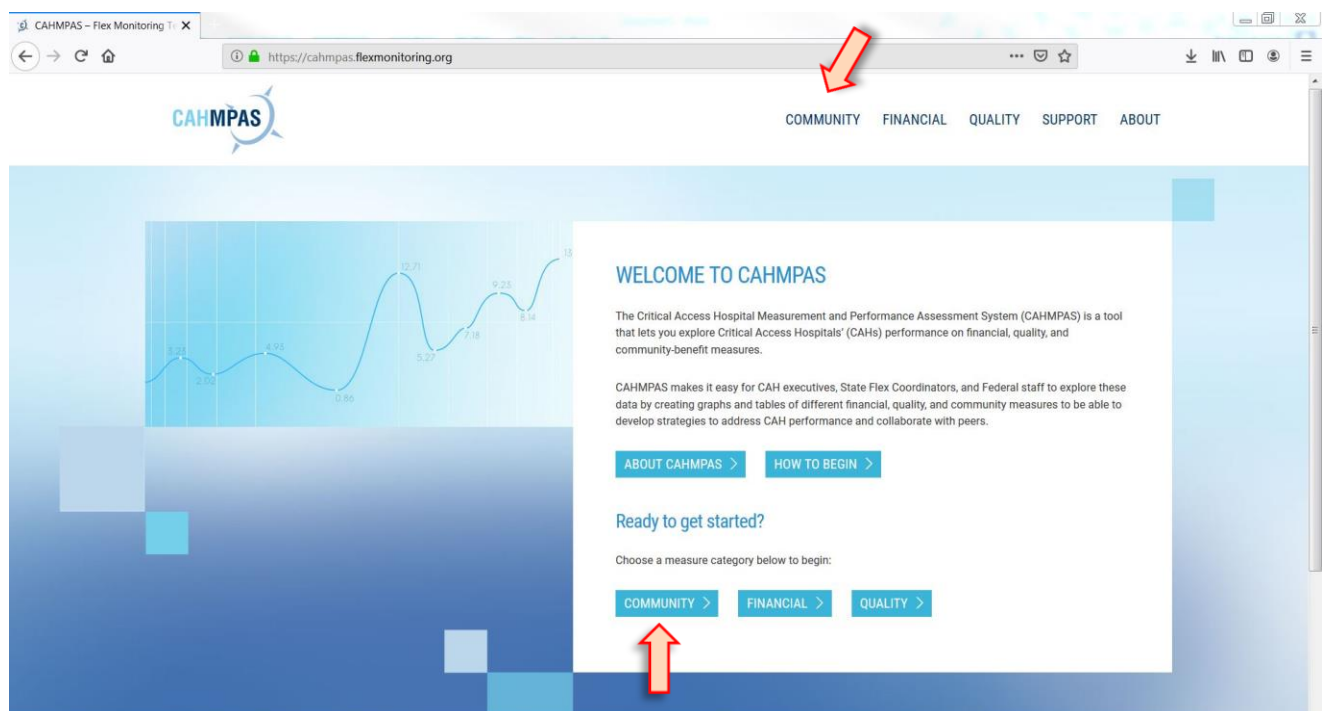


Step-by-step CAHPAS Guide for Community Data

This document provides a step-by-step guide to using CAHPAS to create data reports for community characteristics, CAH service mix, and CAH charity care and bad debt at the county, state, and national level. Step-by-step guides for financial and quality data are available [here](#)

Choosing a data type

Using the navigation tool bar at the top of the screen or the link on the homepage, select “Community” to explore the data.



Pick data view

Once you have navigated to the community data page, select county, state, or national data.

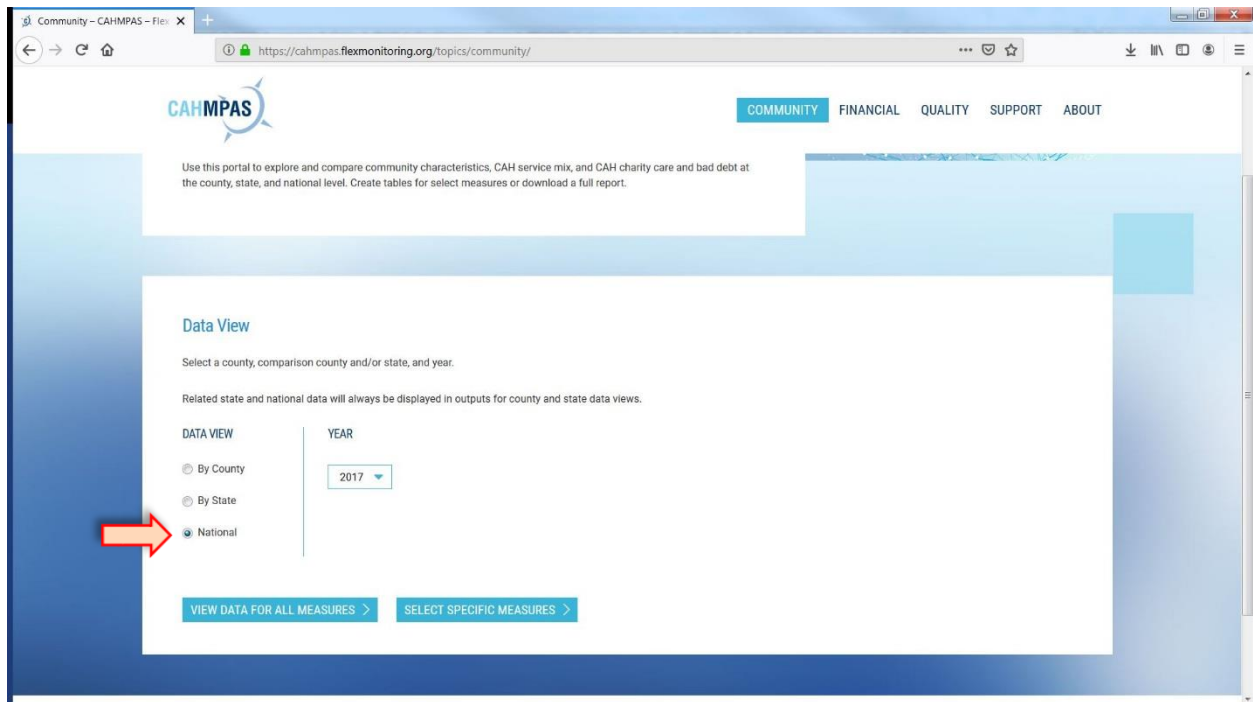
SELECT COUNTY:

The screenshot shows the CAHMPAS website's 'Data View' section. The page has a header with the CAHMPAS logo and navigation links: COMMUNITY, FINANCIAL, QUALITY, SUPPORT, and ABOUT. The main content area is titled 'Data View' and includes instructions: 'Select a county, comparison county and/or state, and year.' and 'Related state and national data will always be displayed in outputs for county and state data views.' The 'DATA VIEW' section has three radio buttons: 'By County' (selected), 'By State', and 'National'. Below 'By County' are two dropdown menus: 'Select State' and 'Select County'. A red arrow points to the 'By County' radio button. The 'COMPARISON' section has two radio buttons: 'No' (selected) and 'Yes'. The 'YEAR' section has a dropdown menu set to '2017'. At the bottom are two buttons: 'VIEW DATA FOR ALL MEASURES >' and 'SELECT SPECIFIC MEASURES >'.

OR SELECT STATE:

This screenshot is identical to the one above, showing the CAHMPAS 'Data View' page. However, the 'By State' radio button is now selected, and a red arrow points to it. The 'Select State' dropdown menu is visible below the 'By State' option. All other elements, including the 'By County' and 'National' options, the 'COMPARISON' and 'YEAR' sections, and the bottom buttons, remain the same as in the previous screenshot.

OR SELECT NATIONAL:



Pick a comparison county or state and a data year

You can compare counties to other counties, or states to other states. This is an optional step.

The screenshot shows the CAHMPAS Data View interface. The URL is <https://cahmpas.flexmonitoring.org/topics/community/>. The page has a navigation bar with links: COMMUNITY, FINANCIAL, QUALITY, SUPPORT, and ABOUT. The main heading is "Data View". Below it, instructions state: "Select a county, comparison county and/or state, and year." and "Related state and national data will always be displayed in outputs for county and state data views."

The interface is divided into three main sections: DATA VIEW, COMPARISON, and YEAR.

- DATA VIEW:** Includes radio buttons for "By County", "By State", and "National". Below "By County" are dropdown menus for "Select State" and "Select County".
- COMPARISON:** Includes radio buttons for "No" and "Yes". Below "Yes" is a note: "You may select up to 5 comparison counties." followed by "Select State" and "Select County" dropdown menus, and an "ADD TO COUNTY LIST" button.
- YEAR:** Includes a dropdown menu currently set to "2017".

At the bottom, there are two buttons: "VIEW DATA FOR ALL MEASURES" and "SELECT SPECIFIC MEASURES".

Red arrows point to the "Yes" radio button in the COMPARISON section and the "Select County" dropdown menu.

Next, select a data year

This screenshot is identical to the previous one, showing the CAHMPAS Data View interface. The URL is <https://cahmpas.flexmonitoring.org/topics/community/>. The page has a navigation bar with links: COMMUNITY, FINANCIAL, QUALITY, SUPPORT, and ABOUT. The main heading is "Data View". Below it, instructions state: "Select a county, comparison county and/or state, and year." and "Related state and national data will always be displayed in outputs for county and state data views."

The interface is divided into three main sections: DATA VIEW, COMPARISON, and YEAR.

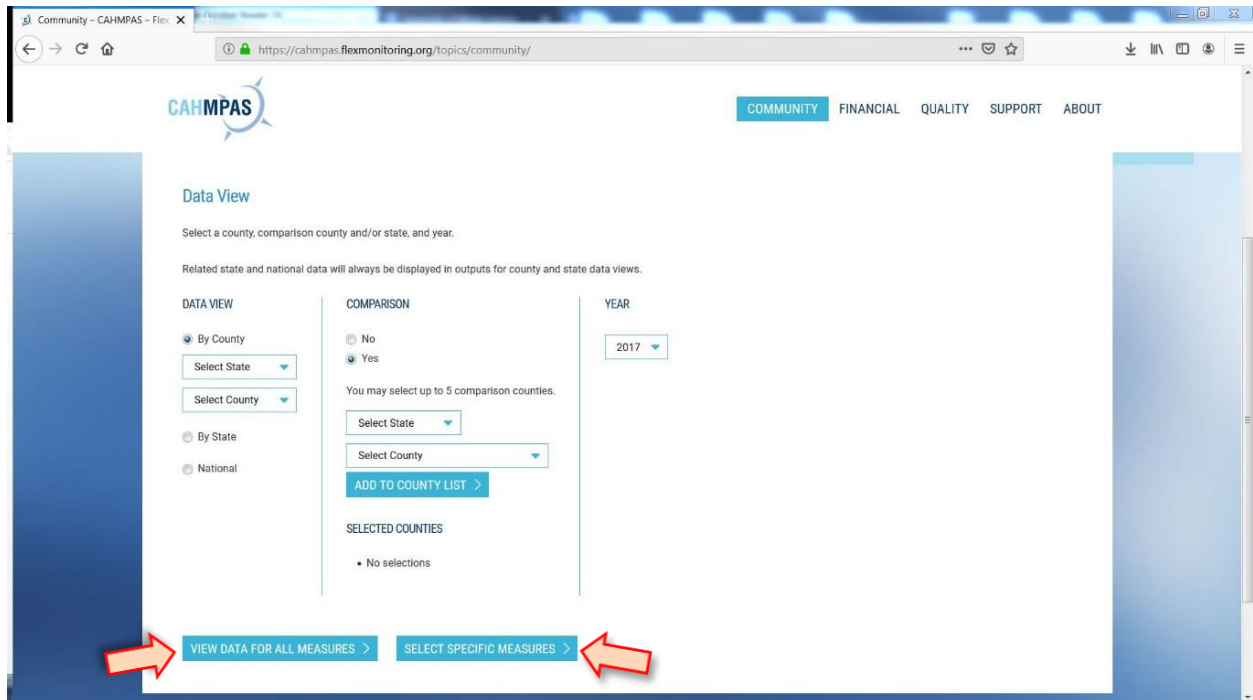
- DATA VIEW:** Includes radio buttons for "By County", "By State", and "National". Below "By County" are dropdown menus for "Select State" and "Select County".
- COMPARISON:** Includes radio buttons for "No" and "Yes". Below "Yes" is a note: "You may select up to 5 comparison counties." followed by "Select State" and "Select County" dropdown menus, and an "ADD TO COUNTY LIST" button.
- YEAR:** Includes a dropdown menu currently set to "2017".

At the bottom, there are two buttons: "VIEW DATA FOR ALL MEASURES" and "SELECT SPECIFIC MEASURES".

A red arrow points to the "2017" dropdown menu in the YEAR section.

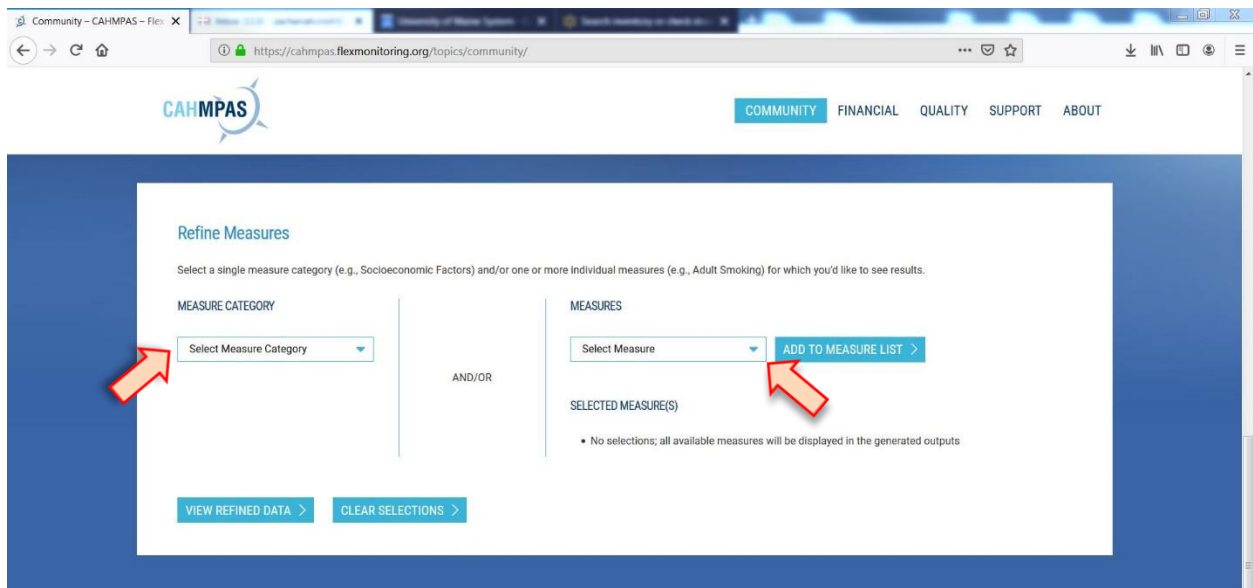
Selecting measures

You can move to the results page and see all available data by clicking “View Data for All Measures” or you can refine the output by clicking “Select Specific Measures.”



The screenshot shows the 'Data View' page of the CAHMPAS website. The page has a navigation bar with links: COMMUNITY, FINANCIAL, QUALITY, SUPPORT, and ABOUT. The main content area is titled 'Data View' and includes instructions: 'Select a county, comparison county and/or state, and year.' and 'Related state and national data will always be displayed in outputs for county and state data views.' There are three main sections: 'DATA VIEW', 'COMPARISON', and 'YEAR'. The 'DATA VIEW' section has radio buttons for 'By County', 'By State', and 'National', with 'By County' selected. Below these are dropdowns for 'Select State' and 'Select County'. The 'COMPARISON' section has radio buttons for 'No' and 'Yes', with 'Yes' selected. Below these are dropdowns for 'Select State' and 'Select County', and an 'ADD TO COUNTY LIST' button. The 'YEAR' section has a dropdown for '2017'. At the bottom, there are two buttons: 'VIEW DATA FOR ALL MEASURES' and 'SELECT SPECIFIC MEASURES', both with red arrows pointing to them.

You can select entire measure categories (e.g., “Part 1: Community Characteristics”) or subcategories (e.g., “Health outcomes”), and/or choose individual measures.



The screenshot shows the 'Refine Measures' page of the CAHMPAS website. The page has a navigation bar with links: COMMUNITY, FINANCIAL, QUALITY, SUPPORT, and ABOUT. The main content area is titled 'Refine Measures' and includes instructions: 'Select a single measure category (e.g., Socioeconomic Factors) and/or one or more individual measures (e.g., Adult Smoking) for which you'd like to see results.' There are two main sections: 'MEASURE CATEGORY' and 'MEASURES'. The 'MEASURE CATEGORY' section has a dropdown for 'Select Measure Category'. The 'MEASURES' section has a dropdown for 'Select Measure' and an 'ADD TO MEASURE LIST' button. Below these is a 'SELECTED MEASURE(S)' section with a note: 'No selections; all available measures will be displayed in the generated outputs'. At the bottom, there are two buttons: 'VIEW REFINED DATA' and 'CLEAR SELECTIONS', both with red arrows pointing to them.

After a measure category or individual measure is selected from the drop down menu, click “Add to Measure List” to include it in the results.

Community – CAHMPAS – Flex
https://cahmpas.flexmonitoring.org/topics/community/

CAHMPAS

COMMUNITY FINANCIAL QUALITY SUPPORT ABOUT

Refine Measures

Select a single measure category (e.g., Socioeconomic Factors) and/or one or more individual measures (e.g., Adult Smoking) for which you'd like to see results.

MEASURE CATEGORY

Part 1: Community Characteristics

AND/OR

MEASURES

- Poor or fair health **ADD TO MEASURE LIST >**

SELECTED MEASURE(S)

- No selections; all available measures will be displayed in the generated outputs

VIEW REFINED DATA > **CLEAR SELECTIONS >**

If you add a measure or measure category you do not want, click “Remove” next to the measure in the Measures Selections list. Or, click the “Clear Selections” button to remove all of the added measures.

Community – CAHMPAS – Flex
https://cahmpas.flexmonitoring.org/topics/community/

CAHMPAS

COMMUNITY FINANCIAL QUALITY SUPPORT ABOUT

Refine Measures

Select a single measure category (e.g., Socioeconomic Factors) and/or one or more individual measures (e.g., Adult Smoking) for which you'd like to see results.

MEASURE CATEGORY

Part 1: Community Characteristics

AND/OR

MEASURES

- Poor or fair health **ADD TO MEASURE LIST >**

SELECTED MEASURE(S)

- Poor or fair health **Remove**

VIEW REFINED DATA > **CLEAR SELECTIONS >**

Once you have finalized the measures, click “View Refined Data” to view the selected data.

Community – CAHMPAS – Flex

https://cahmpas.flexmonitoring.org/topics/community/

CAHMPAS

COMMUNITY FINANCIAL QUALITY SUPPORT ABOUT

Refine Measures

Select a single measure category (e.g., Socioeconomic Factors) and/or one or more individual measures (e.g., Adult Smoking) for which you'd like to see results.

MEASURE CATEGORY

Part 1: Community Characteristics

AND/OR

MEASURES

- Poor or fair health [ADD TO MEASURE LIST >](#)

SELECTED MEASURE(S)

- Poor or fair health [Remove](#)

[VIEW REFINED DATA >](#) [CLEAR SELECTIONS >](#)

Viewing results

The Data Summary page contains all of the outputs for the measures you selected. To modify the selected county, state, year, or measures, use the “Edit” buttons at the top right of the page.

Community – CAHMPAS – Flex

https://cahmpas.flexmonitoring.org/topics/community/?view_data=yes&s1_county=&s1_state=&s1_data_view=natio

CAHMPAS

COMMUNITY FINANCIAL QUALITY SUPPORT ABOUT

DATA VIEW: National YEAR: 2017 [EDIT >](#)

SELECTED MEASURES: All Available Measures [EDIT >](#)

DATA SUMMARY:

National – 2017

AVAILABLE OUTPUTS

- Part 1: Community Characteristics, 2017
- Part 2: CAH Service Mix, 2017
- Part 3: CAH Charity Care and Bad Debt, 2017

Please review the [Community FAQs](#) for information about the data sources for these measures.

[PRINT ALL >](#)

A list of available outputs is featured at the top of the Data Summary page. Click on any of the available outputs to jump down the page to that output. From here, you can also print all of the outputs using the “Print All” button.

Community – CAHMPAS – Flex

https://cahmpas.flexmonitoring.org/topics/community/?view_data=yes&s1_county_state=&s1_county=&s1_state=&s1_data_view=natio

CAHMPAS

COMMUNITY FINANCIAL QUALITY SUPPORT ABOUT

DATA VIEW: National YEAR: 2017 EDIT >

SELECTED MEASURES: All Available Measures EDIT >

DATA SUMMARY:

National – 2017

AVAILABLE OUTPUTS

- Part 1: Community Characteristics, 2017
- Part 2: CAH Service Mix, 2017
- Part 3: CAH Charity Care and Bad Debt, 2017

Please review the [Community FAQs](#) for information about the data sources for these measures.

PRINT ALL >

At the bottom of each individual output is a “Return to Summary” button that will bring you back to the list. Each output has the option to be printed individually using the “Print” button at the bottom of the output. Data can also be downloaded as an Excel spreadsheet using the “Download XLS” button.

Community – CAHMPAS – Flex

https://cahmpas.flexmonitoring.org/topics/community/?view_data=yes&s1_county_state=&s1_county=&s1_state=&s1_data_view=natio

CAHMPAS

COMMUNITY FINANCIAL QUALITY SUPPORT ABOUT

Part 3: CAH Charity Care and Bad Debt, 2017

Data are not available for these measures at the county level.

Measure	Description	National (1174 of 1344)*
Bad debt	CAH reported cost of non-Medicare and non-reimbursable Medicare bad debt as % of adjusted revenue	4.1%
Charity care	CAH reported cost of charity care as % of adjusted revenue	2.1%
Uncompensated care	CAH reported cost of uncompensated care as % of adjusted revenue	6.2%
Unreimbursed cost of means tested government programs	CAH reported unreimbursed cost of Medicaid, CHIP, and state and local indigent care programs as % of adjusted revenue	3.5%

* Number of CAHs reporting Medicare Cost Report data out of the total number of CAHs
- No data available

RETURN TO SUMMARY > PRINT > DOWNLOAD XLS >

For more information or to ask a question related to CAHMPAS, please contact us at:
monitoring@flexmonitoring.org



University of Minnesota
University of North Carolina at Chapel Hill
University of Southern Maine

This work was completed by the Flex Monitoring Team with funding from the Federal Office of Rural Health Policy (FORHP), Health Resources and Services Administration (HRSA), U.S. Department of Health and Human Services (HHS), under PHS Grant No. U27RH1080.